



COLOUR, CUT OUT and MAKE A Christingle!




Colour circle orange



Colour ribbon red



Colour flame yellow



Colour sweets and fruit in any colour you like



- ① Colour in all the pieces.
- ② Cut them all out.
- ③ Stick the orange on first - near the bottom of paper.
- ④ Stick red ribbon on orange.
- ⑤ Stick candle on the top.
- ⑥ Draw 4 lines for sticks.
- ⑦ Choose sweets and fruit to stick on to the lines.
- ⑧ Light the candle by adding flame on the top!

